

Q.PLUS DUO L-G5.2 360-375

EXCELLENT RELIABILITY
AND OUTSTANDING YIELDS



LOW ELECTRICITY GENERATION COSTS

Higher yield per surface area, lower BOS costs, higher power classes, and an efficiency rate of up to 19.1%.



INNOVATIVE ALL-WEATHER TECHNOLOGY

Optimal yields, whatever the weather with excellent low-light and temperature behavior.



ENDURING HIGH PERFORMANCE

Long-term yield security with Anti LID and Anti PID Technology¹, Hot-Spot Protect and Traceable Quality Tra.Q™.



EXTREME WEATHER RATING

High-tech aluminum alloy frame, certified for high snow (5400 Pa) and wind loads (2400 Pa).



A RELIABLE INVESTMENT

Inclusive 12-year product warranty and 25-year linear performance guarantee².



STATE OF THE ART MODULE TECHNOLOGY

Q.ANTUM DUO combines cutting edge cell separation and innovative wiring with Q.ANTUM Technology.

¹ APT test conditions according to IEC/TS 62804-1:2015, method B (-1500V, 168h)

² See data sheet on rear for further information.

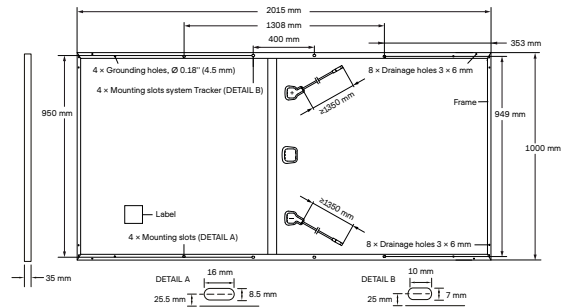
THE IDEAL SOLUTION FOR:



Ground-mounted
solar power plants

MECHANICAL SPECIFICATION

Format	2015 mm × 1000 mm × 35 mm (including frame)
Weight	23.5 kg
Front Cover	3.2 mm thermally pre-stressed glass with anti-reflection technology
Back Cover	Composite film
Frame	Anodised aluminium
Cell	6 × 24 multicrystalline Q.ANTUM solar half cells
Junction box	70-82 mm × 50-70 mm × 13-21 mm, Protection class IP67, with bypass diodes
Cable	4 mm ² Solar cable; (+) ≥ 1350 mm, ≥ (-) 1350 mm
Connector	Stäubli MC4-Evo2, JMTHY PV-JM601A, Renhe 05-8, IP68

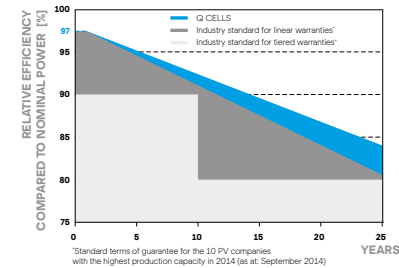


ELECTRICAL CHARACTERISTICS

POWER CLASS		360	365	370	375	
MINIMUM PERFORMANCE AT STANDARD TEST CONDITIONS, STC ¹ (POWER TOLERANCE +5 W / -0 W)						
Minimum	Power at MPP ¹	P_{MPP} [W]	360	365	370	375
	Short Circuit Current ¹	I_{SC} [A]	9.87	9.92	9.96	10.01
	Open Circuit Voltage ¹	V_{OC} [V]	46.80	47.03	47.26	47.49
	Current at MPP	I_{MPP} [A]	9.35	9.41	9.47	9.54
	Voltage at MPP	V_{MPP} [V]	38.52	38.79	39.05	39.32
	Efficiency ¹	η [%]	≥ 18.1	≥ 18.3	≥ 18.8	≥ 18.8
MINIMUM PERFORMANCE AT NORMAL OPERATING CONDITIONS, NMOT ²						
Minimum	Power at MPP	P_{MPP} [W]	267.7	271.4	275.2	278.9
	Short Circuit Current	I_{SC} [A]	7.95	7.99	8.03	8.06
	Open Circuit Voltage	V_{OC} [V]	43.94	44.16	44.38	44.59
	Current at MPP	I_{MPP} [A]	7.35	7.40	7.46	7.51
	Voltage at MPP	V_{MPP} [V]	36.44	36.68	36.91	37.14

¹Measurement tolerances $P_{MPP} \pm 3\%$; I_{SC} ; $V_{OC} \pm 5\%$ at STC: 1000 W/m², 25 ± 2°C, AM 1.5G according to IEC 60904-3 • ²800 W/m², NMOT, spectrum AM 1.5G

Q CELLS PERFORMANCE WARRANTY

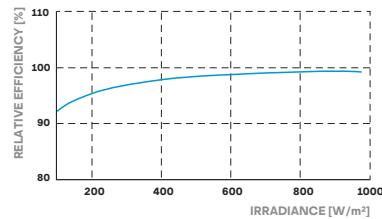


¹Standard terms of guarantee for the 10 PV companies with the highest production capacity in 2014 (as at September 2014)

At least 97% of nominal power during first year. Thereafter max. 0.54% degradation per year. At least 92.0% of nominal power up to 10 years. At least 84% of nominal power up to 25 years.

All data within measurement tolerances. Full warranties in accordance with the warranty terms of the Q CELLS sales organisation of your respective country.

PERFORMANCE AT LOW IRRADIANCE



Typical module performance under low irradiance conditions in comparison to STC conditions (25°C, 1000 W/m²).

TEMPERATURE COEFFICIENTS

Temperature Coefficient of I_{SC}	α [%/K]	+0.04	Temperature Coefficient of V_{OC}	β [%/K]	-0.28
Temperature Coefficient of P_{MPP}	γ [%/K]	-0.37	Normal Module Operating Temperature	NMOT [°C]	43 ± 3

PROPERTIES FOR SYSTEM DESIGN

Maximum System Voltage	V_{SYS} [V]	1500	Safety Class	II
Maximum Reverse Current	I_R [A]	20	Fire Rating	C
Max. Design Load, Push/Pull	[Pa]	3600/1600	Permitted Module Temperature on Continuous Duty	-40°C - +85°C
Max. Test Load, Push/Pull	[Pa]	5400/2400		

QUALIFICATIONS AND CERTIFICATES

IEC 61215:2016; IEC 61730:2016, Application Class II;
This data sheet complies with DIN EN 50380.



PACKAGING INFORMATION

Number of Modules per Pallet	29
Number of Pallets per Trailer (24t)	26
Number of Pallets per 40' HC-Container (26t)	22
Pallet Dimensions (L × W × H)	2080 × 1150 × 1190 mm
Pallet Weight	742 kg

Note: Installation instructions must be followed. See the installation and operating manual or contact our technical service department for further information on approved installation and use of this product.

Hanwha Q CELLS GmbH

Sonnenallee 17-21, 06766 Bitterfeld-Wolfen, Germany | TEL +49 (0)3494 66 99-23444 | FAX +49 (0)3494 66 99-23000 | EMAIL sales@q-cells.com | WEB www.q-cells.com